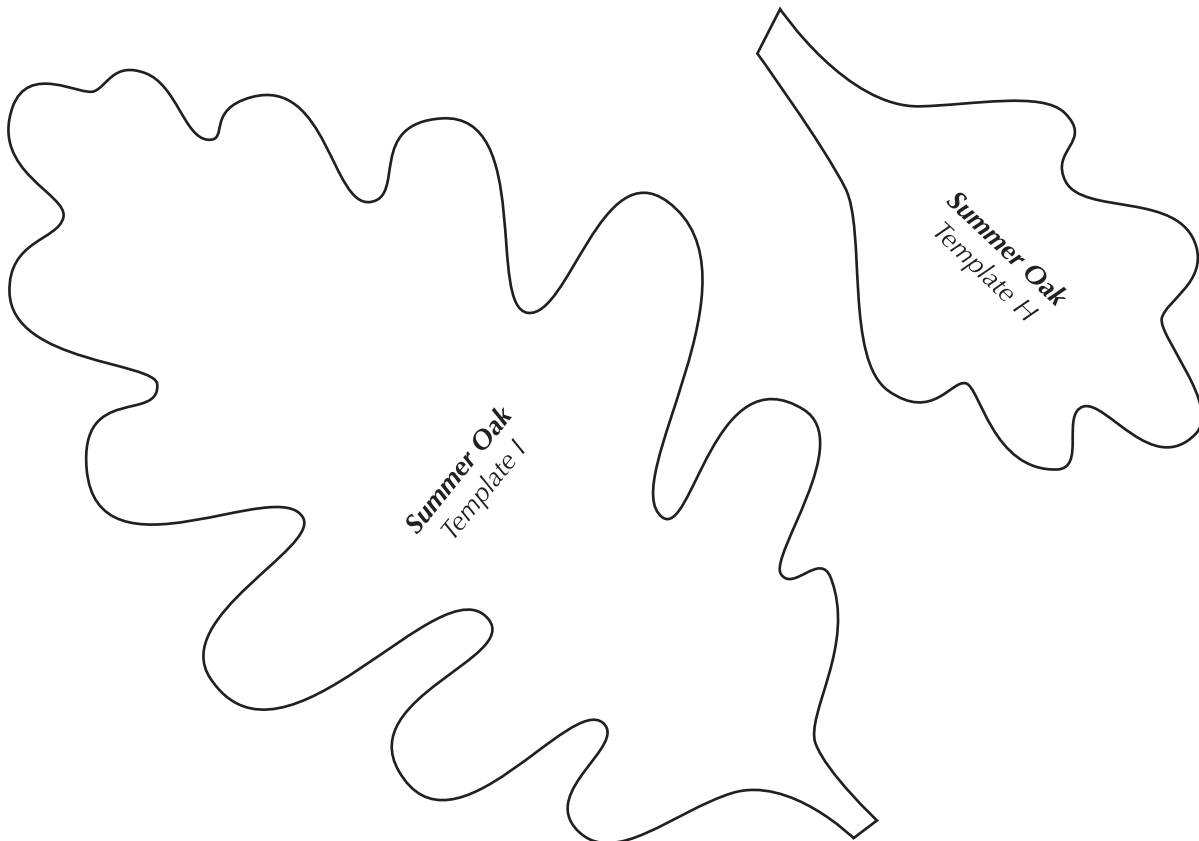
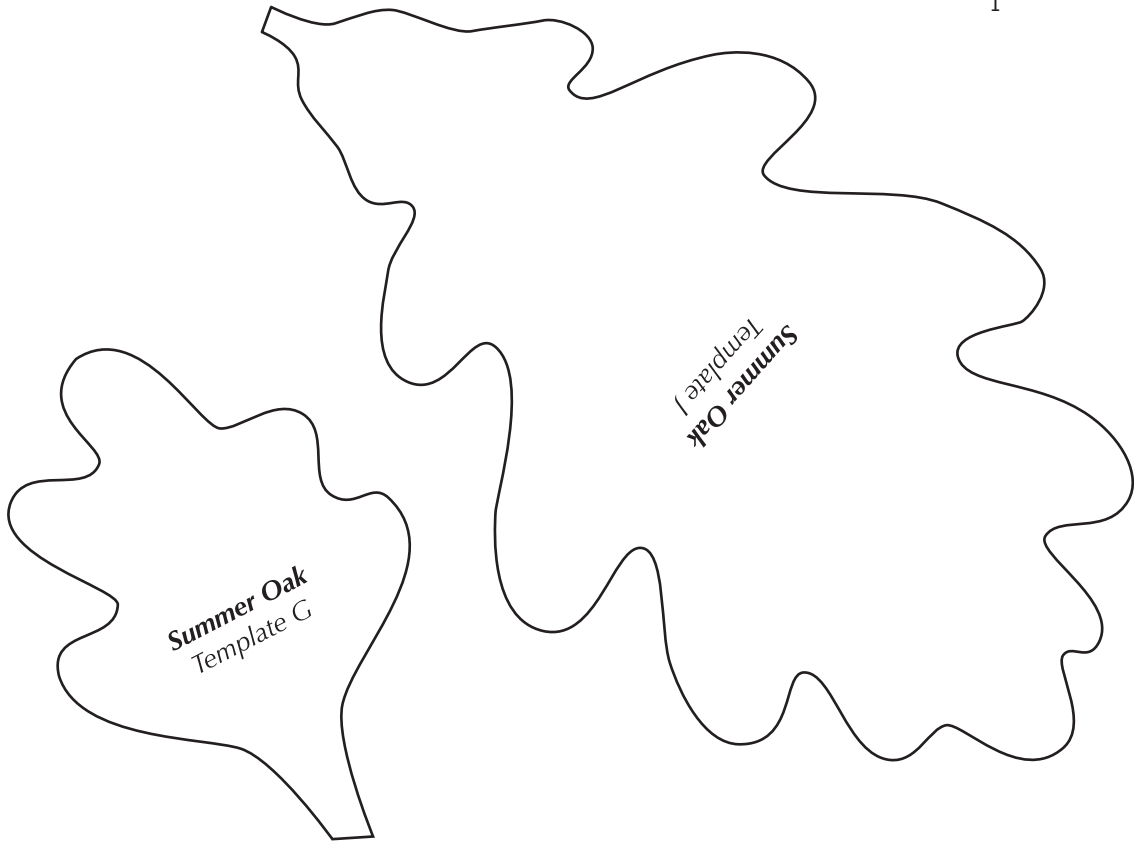


Print your chosen design/templates from the Quilters Companion website. Before printing, check the Print dialog box – it is important that in the field next to the words “Page Scaling” you have selected “None” to ensure your design/templates print out at 100%.

Quilters COMPANION

Copyright Universal Magazines
QC125 Vol 22 No 1 January/February 2024

SUMMER OAK
1



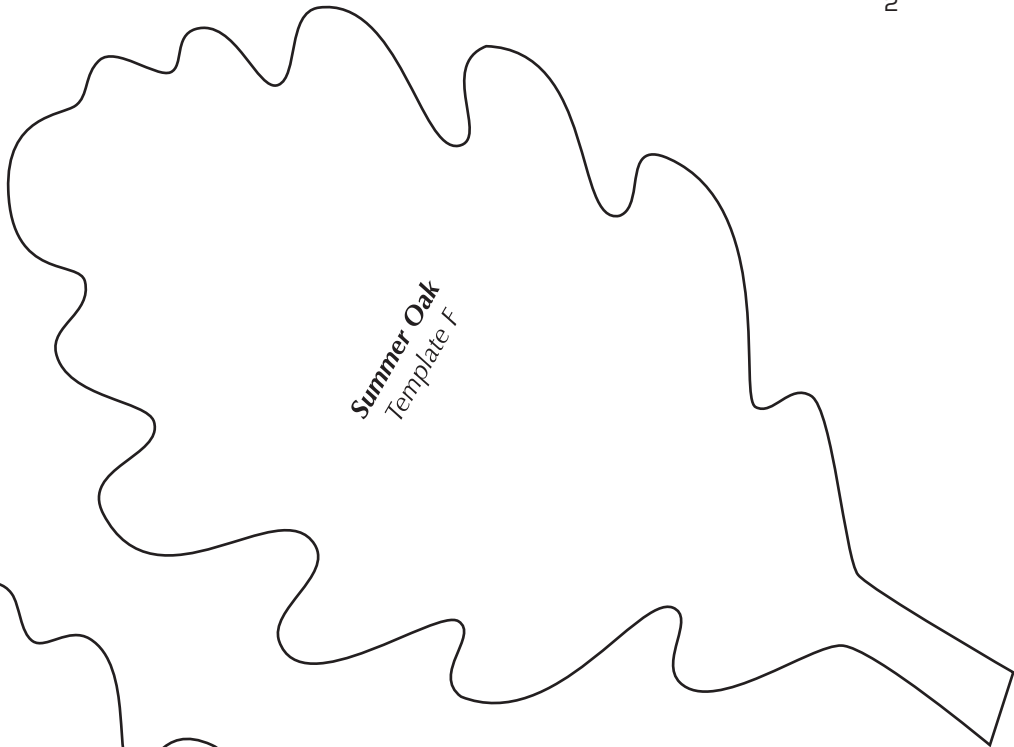


Print your chosen design/templates from the Quilters Companion website. Before printing, check the Print dialog box – it is important that in the field next to the words “Page Scaling” you have selected “None” to ensure your design/templates print out at 100%.

Quilters COMPANION

Copyright Universal Magazines
QC125 Vol 22 No 1 January/February 2024

SUMMER OAK
2



Join to [SUMMER OAK 3](#)

Print your chosen design/templates from the Quilters Companion website. Before printing, check the Print dialog box – it is important that in the field next to the words “Page Scaling” you have selected “None” to ensure your design/templates print out at 100%.


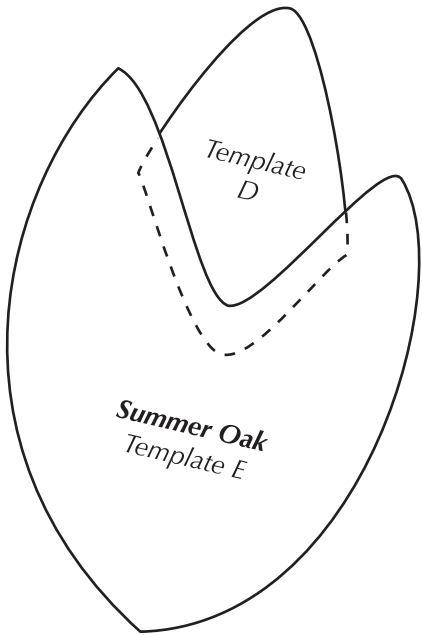
Quilters COMPANION

Copyright Universal Magazines
QC125 Vol 22 No 1 January/February 2024

SUMMER OAK
3

Join to SUMMER OAK 2

Join to SUMMER OAK 4



*Summer Oak
Border guide*

Print your chosen design/templates from the Quilters Companion website. Before printing, check the Print dialog box – it is important that in the field next to the words “Page Scaling” you have selected “None” to ensure your design/templates print out at 100%.

Quilters COMPANION

Copyright Universal Magazines
QC125 Vol 22 No 1 January/February 2024

SUMMER OAK
4

