


Print your chosen design/templates from the Quilters Companion website. Before printing, check the Print dialog box – it is important that in the field next to the words “Page Scaling” you have selected “None” to ensure your design/templates print out at 100%.

Quilters COMPANION

Copyright Universal Magazines
QC116 Vol 20 No 4 July/August 2022

WREATHS AND BERRIES

1



Wreaths and Berries
Appliqué Design

Join to WREATHS AND BERRIES 2

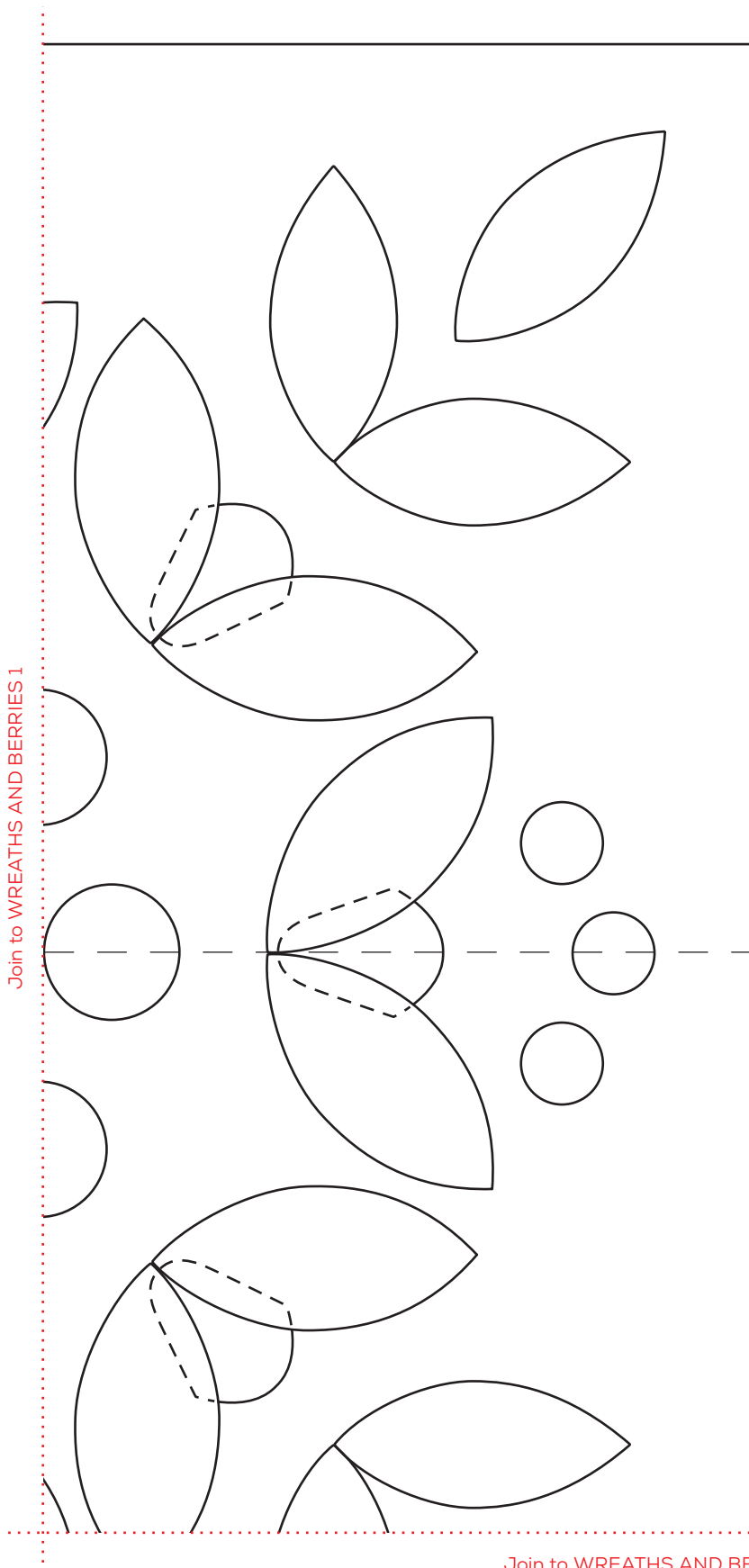
Join to WREATHS AND BERRIES 4

Print your chosen design/templates from the Quilters Companion website. Before printing, check the Print dialog box – it is important that in the field next to the words “Page Scaling” you have selected “None” to ensure your design/templates print out at 100%.

Quilters COMPANION



Copyright Universal Magazines
OC116 Vol 20 No 4 July/August 2022

WREATHS AND BERRIES
2

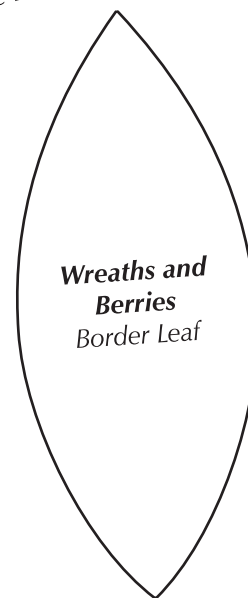


Join to WREATHS AND BERRIES 1

Join to WREATHS AND BERRIES 3



Wreaths and Berries
Large Leaf



Wreaths and Berries
Small Leaf


Print your chosen design/templates from the Quilters Companion website. Before printing, check the Print dialog box – it is important that in the field next to the words “Page Scaling” you have selected “None” to ensure your design/templates print out at 100%.

Quilters COMPANION

Copyright Universal Magazines
QC116 Vol 20 No 4 July/August 2022

WREATHS AND BERRIES

3



Print your chosen design/templates from the Quilters Companion website. Before printing, check the Print dialog box – it is important that in the field next to the words “Page Scaling” you have selected “None” to ensure your design/templates print out at 100%.

Quilters COMPANION

Copyright Universal Magazines
QC116 Vol 20 No 4 July/August 2022

WREATHS AND BERRIES

4

Join to WREATHS AND BERRIES 1

