

Print your chosen design/templates from the *Quilters Companion* website. Before printing, check the Print dialog box – it is important that in the field next to the words “Page Scaling” you have selected “None” to ensure your design/templates print out at 100%.

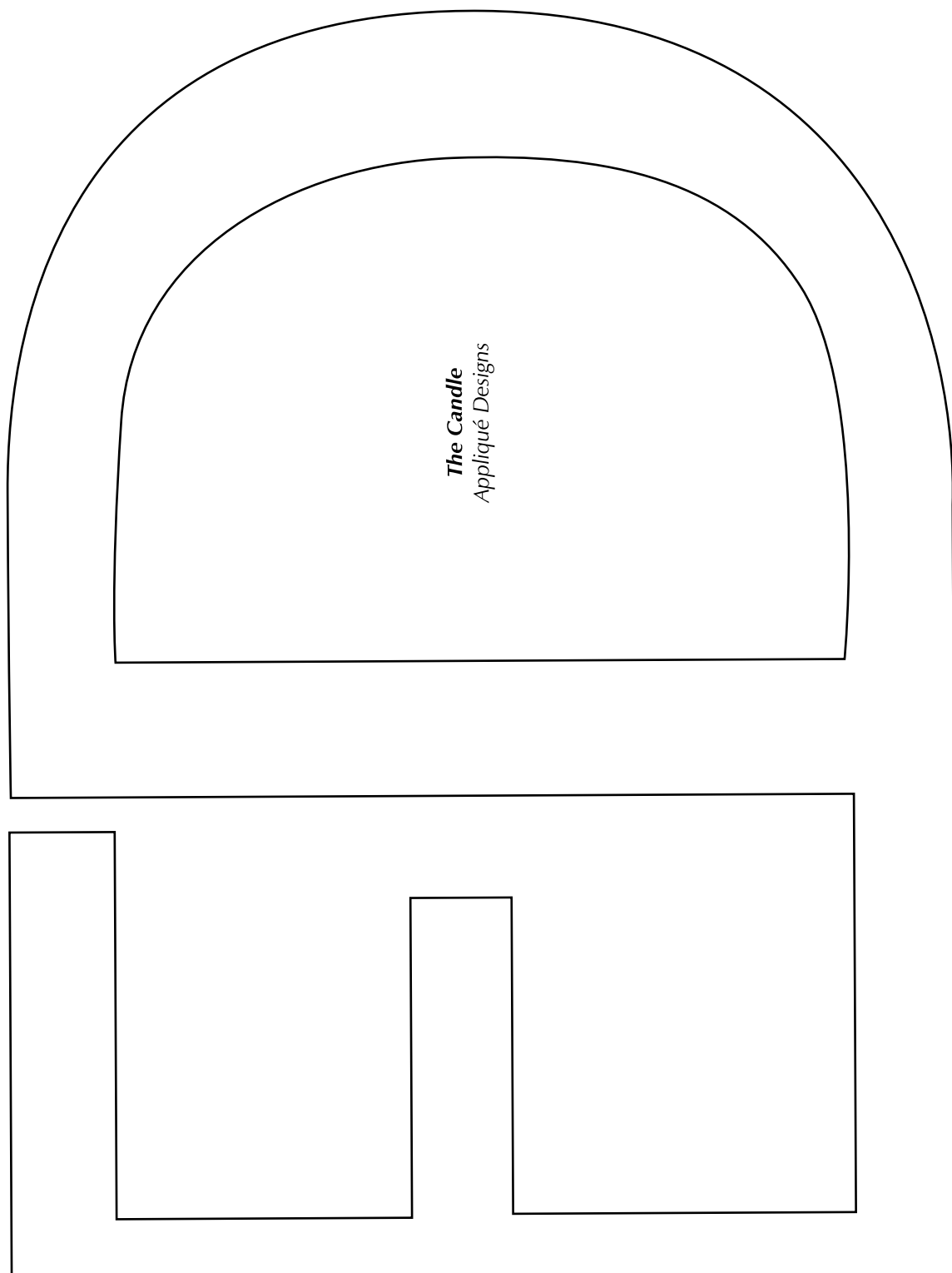
Quilters COMPANION

Copyright Universal Magazines

QC#77 Vol.15 No.61 January/February 2016

THE CANDLE

1



Join to THE CANDLE 2

Print your chosen design/templates from the *Quilters Companion* website. Before printing, check the Print dialog box – it is important that in the field next to the words “Page Scaling” you have selected “None” to ensure your design/templates print out at 100%.

Quilters COMPANION

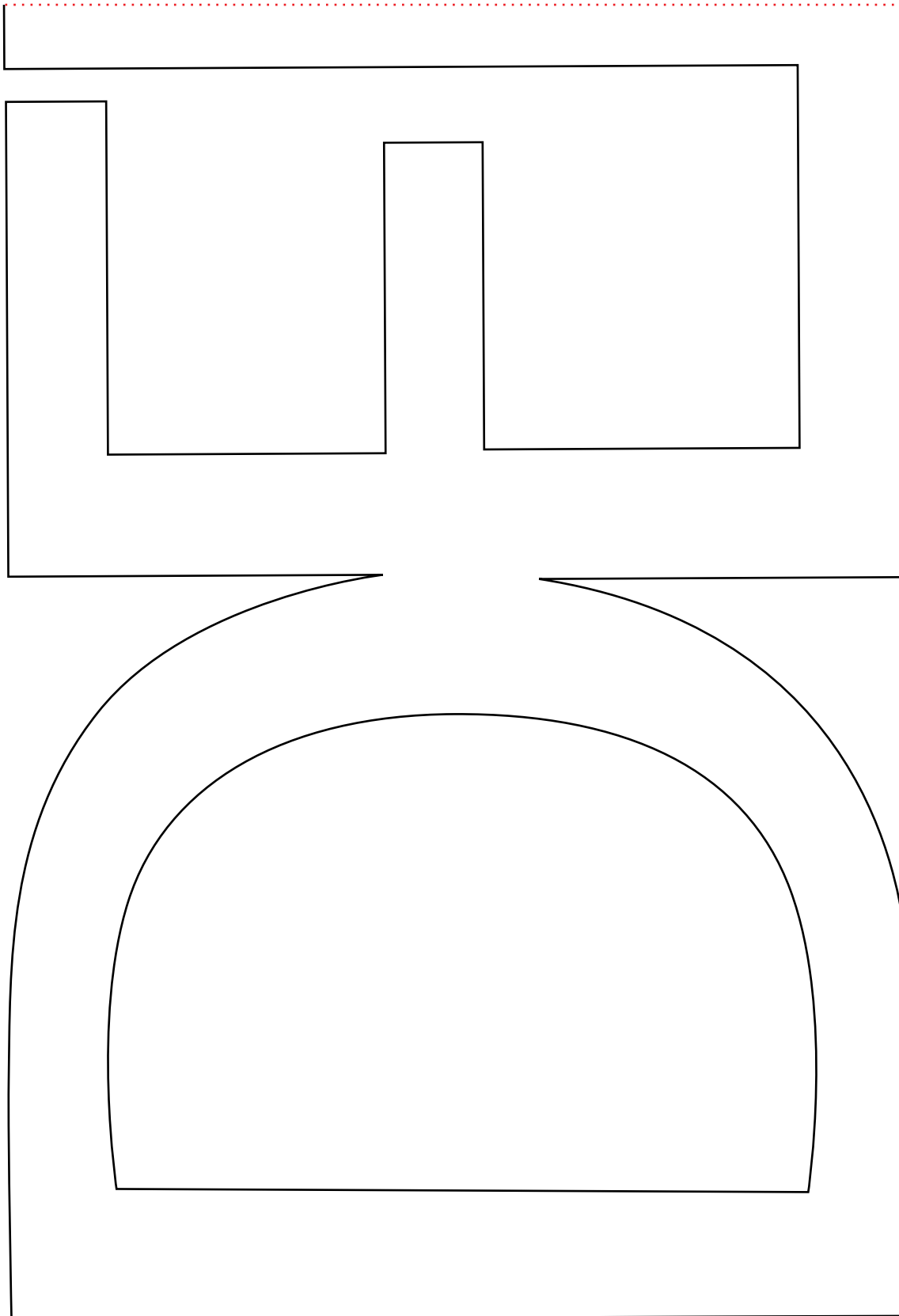
Copyright Universal Magazines

QC#77 Vol.15 No.61 January/February 2016

THE CANDLE

2

Join to THE CANDLE 1



Print your chosen design/templates from the *Quilters Companion* website. Before printing, check the Print dialog box – it is important that in the field next to the words “Page Scaling” you have selected “None” to ensure your design/templates print out at 100%.


Quilters COMPANION

Copyright Universal Magazines

QC#77 Vol.15 No.61 January/February 2016

THE CANDLE

3



Join to THE CANDLE 4

Join to THE CANDLE 6

The Candle
Appliqué Designs

Print your chosen design/templates from the *Quilters Companion* website. Before printing, check the Print dialog box – it is important that in the field next to the words “Page Scaling” you have selected “None” to ensure your design/templates print out at 100%.

Quilters COMPANION

Copyright Universal Magazines

QC#77 Vol.15 No.61 January/February 2016

THE CANDLE

4

Join to THE CANDLE 3

Join to THE CANDLE 5

Print your chosen design/templates from the *Quilters Companion* website. Before printing, check the Print dialog box – it is important that in the field next to the words “Page Scaling” you have selected “None” to ensure your design/templates print out at 100%.

Quilters COMPANION

Copyright Universal Magazines

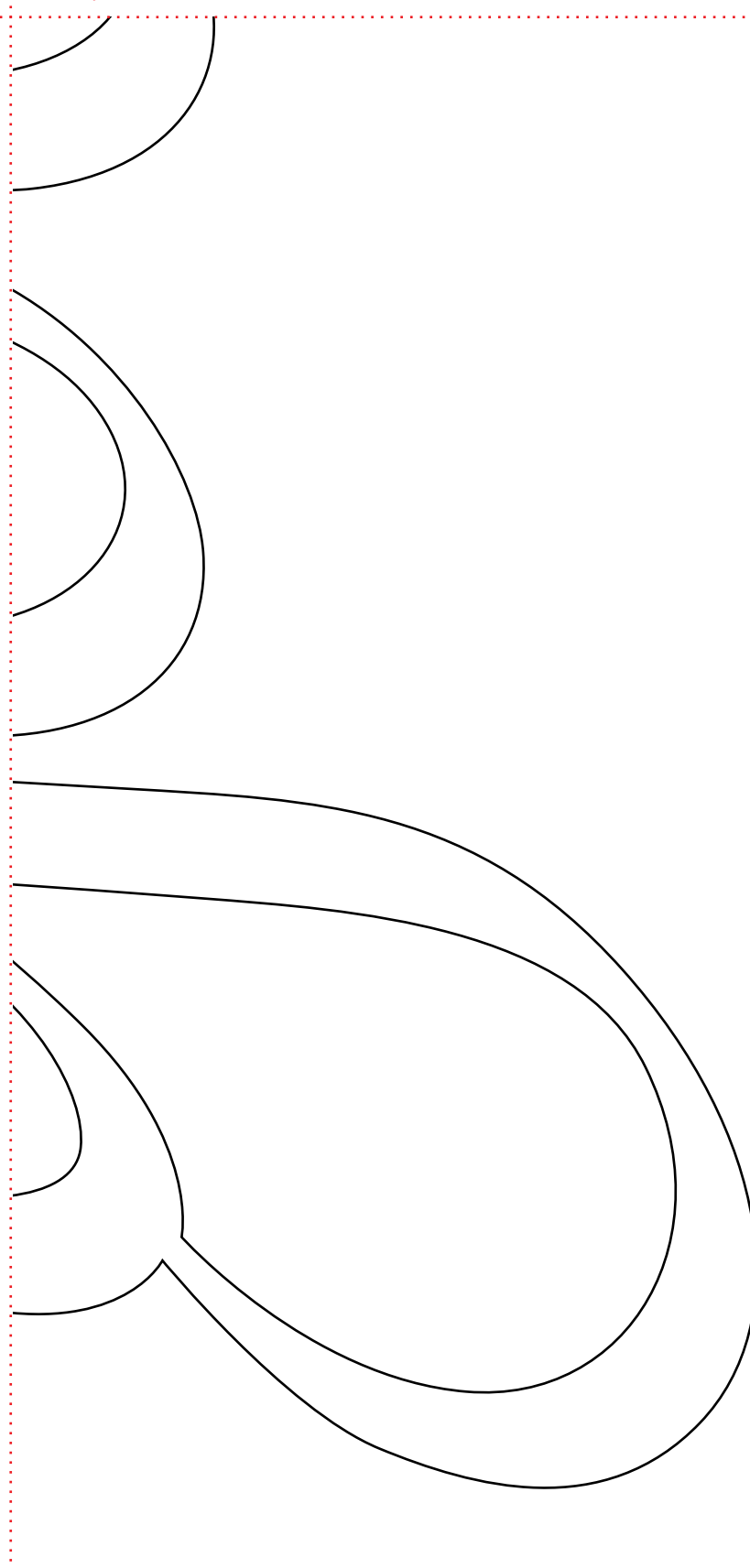
QC#77 Vol.15 No.61 January/February 2016

THE CANDLE

5

Join to THE CANDLE 4

Join to THE CANDLE 6



Print your chosen design/templates from the *Quilters Companion* website. Before printing, check the Print dialog box – it is important that in the field next to the words “Page Scaling” you have selected “None” to ensure your design/templates print out at 100%.

Quilters COMPANION

Copyright Universal Magazines

QC#77 Vol.15 No.61 January/February 2016

THE CANDLE

6

Join to THE CANDLE 3

Join to THE CANDLE 5

